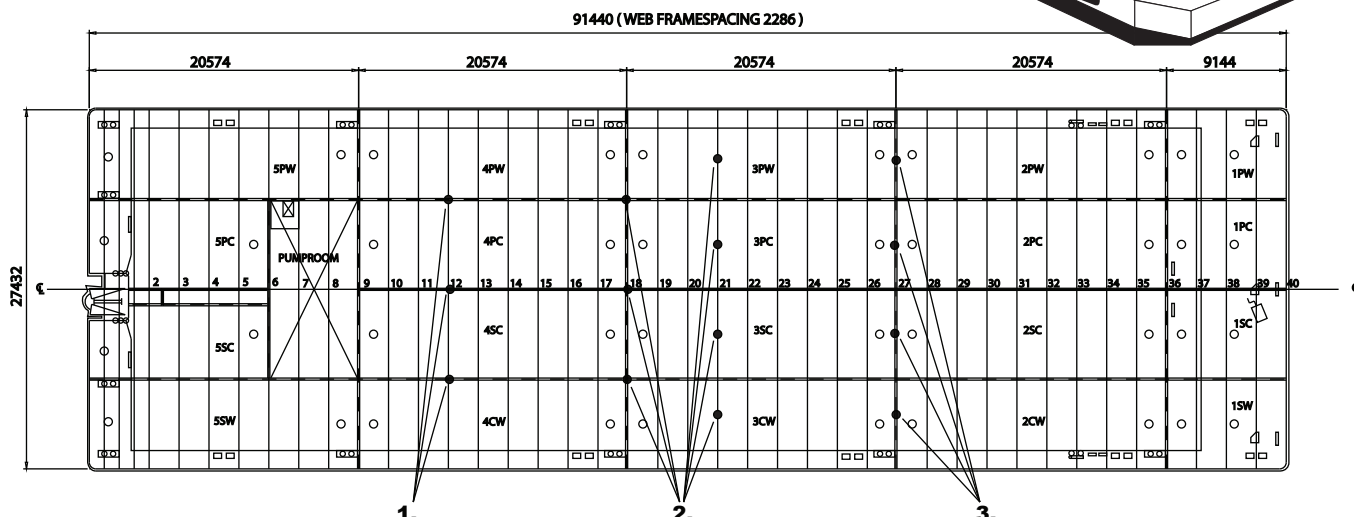
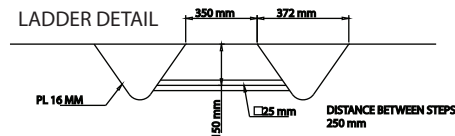
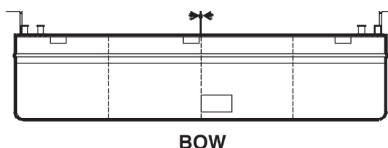
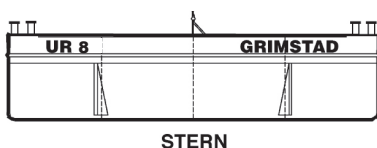
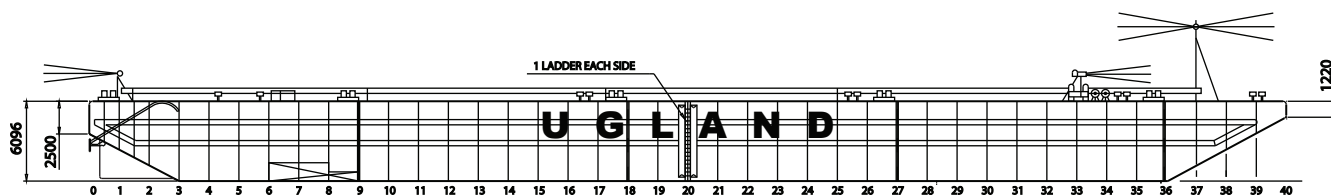


UR 8



- 1. Intersections of longitudinal bulkheads and transverse frames 260 tonnes
- 2. Intersections of longitudinal and transverse bulkheads, and anywhere on transverse frames 200 tonnes
- 3. Any stiffeners of transverse bulkheads 130 tonnes



Built: 1999 by Sevmash Yard, Severodvinsk (Russia)
Class: Loyd's Register +100A1
Signal letters: LK6684
Register tonnage: 4068 gross. / 1220 net.

DIMENSIONS:
Length overall: 300' 91,440 m
Breadth: 90' 27,432 m
Depth: 20' 6,096 m
Light Draft, mid ship: 0,862 m
Loaded draft: 4,842 m

CAPACITIES:
Deadweight: 9764 tonnes
Lightship: 1850 tonnes
Deck area: 2508 sq.m
Deck unit load: 25 tonnes/sq.m

ARRANGEMENT AND FORM:
Bulkheads: 3 longitudinal, 4 transverse + pump room bulkhead.
Double bottom: In pump room.
Ballast tanks: 20
Bow: Raked.
Stern: Raked with two skegs.

EQUIPMENT:
Auxiliaries/pumps: 2 x Mitsubitshi 72Kwh at 1800 RPM
 2 x Ballast pumps, Pumptechnik 800m3/h
 + 1 Portable el. driven submersible pump for stripping etc.

Alternator/generators: Two Busck 10 kw/3x400v/50Hz.
Lightening: 2x24 volt/115 Ah
 Solar powered navigation lights.

MOORING / TOWING:
Anchor winch: Brattvaag/Hagglund hydraulic winch
 18 tons pull / 1000 meter wire 32 mm ,
 with breaking load 704 kN
Anchor: Type Stockless, weight 6300 kg
FOR EMERGENCY ONLY
Retriever Winch: 5 tons manual operated.
Towing arr.: Smit towing arrangement for main-
 and emergency towing, SWL 100 tonnes.
Towing bridle: Chain /wire with triangel plate,
 SWL 100 tonnes.
Bollards: Positioned on deck.
Fenders: 2 tiers of horizontal steel fenders on
 each side.
 2 double tiers of vertical steel fenders
 on each side.